

# Overview - Public Entities Quarterly Reporting

Approved receipts

23,0

47,6%

Approved spending

23,0

17,7%

Surplus/(deficit)

(Blank)

- ☐ R billion
- ☒ R million
- ☐ R thousand

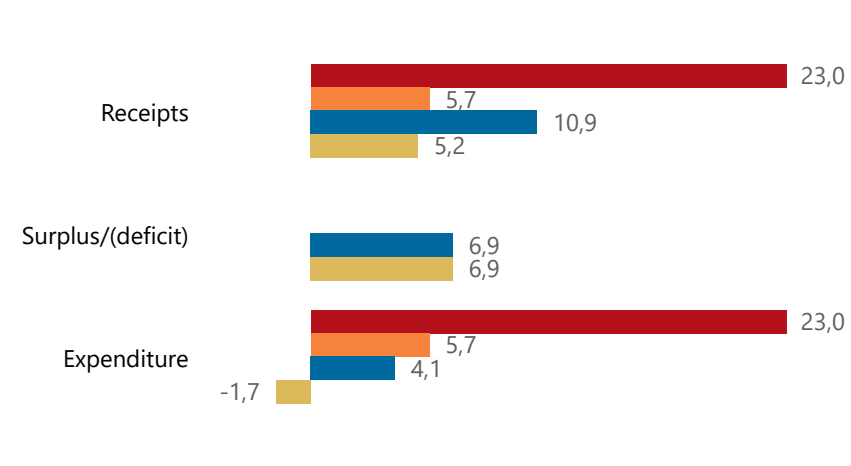


**national treasury**

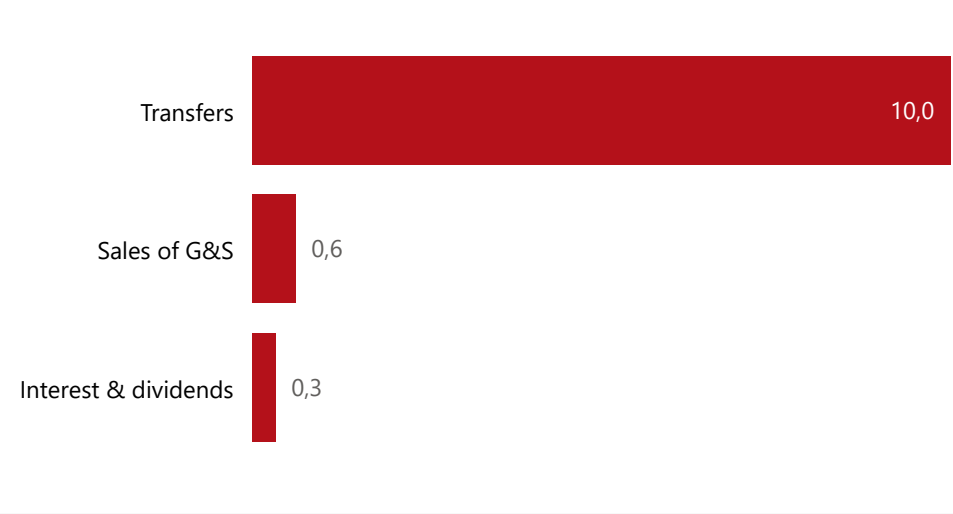
Department:  
National Treasury  
REPUBLIC OF SOUTH AFRICA

## Consolidation

● Approved ● Forecast ● YTD ● Variance



## Composition of receipts



## Quarter

1

## Cluster

All

## Department

Sport, Arts and Culture

## Entity

Boxing South Africa


## Composition of spending



## Functional grouping



## Spending by PFMA schedule



# Public Entities Receipts

Approved sales of G&S

2,2

28,1%

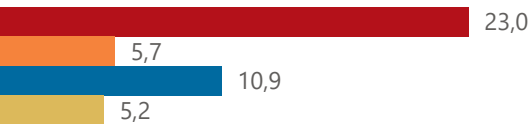
Approved transfers

20,0

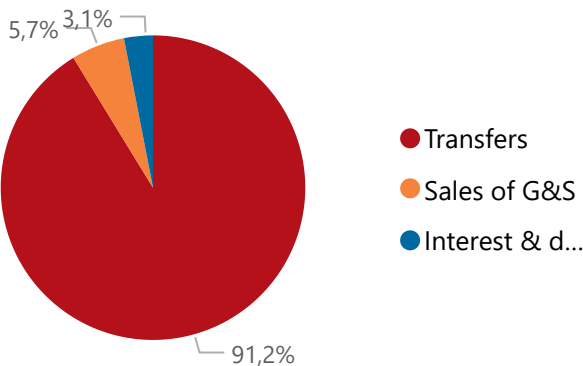
50,0%

## Actual vs Forecast

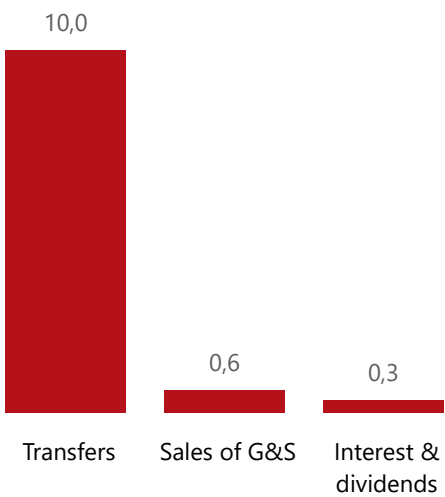
● Approved ● Forecast ● YTD ● Variance



## Composition of receipts



## Top 5 Receipts



## Quarter

1

## Cluster

All

## Department

Sport, Arts and Culture

## Entity

Boxing South Africa

## Top 5 Transfers



## Receipts

Level 3	Approved	YTD	% YTD
Transfers	20,0	10,0	91,2%
Sales of G&S	2,2	0,6	5,7%
Interest & dividends	0,8	0,3	3,1%
Fines & penalties	0,0		
Total	23,0	10,9	100,0%

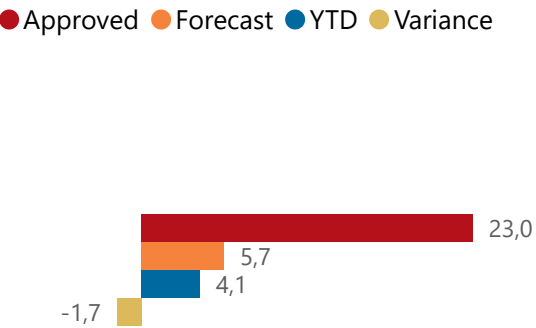
## Top 10 Entities



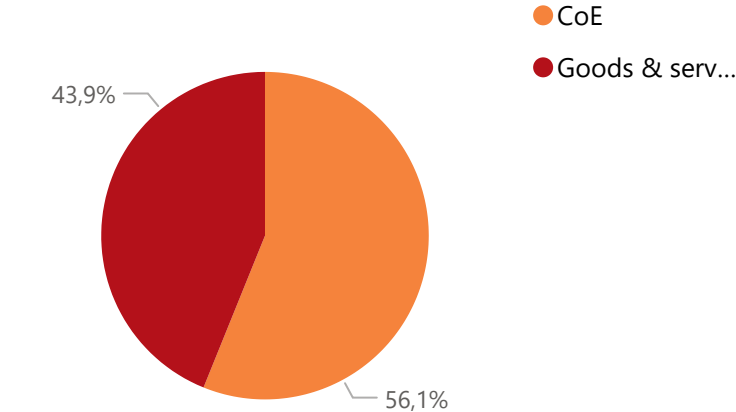
# Public Entities Spending

Approved CoE	Approved G&S	Approved transfers
9,823,3%	13,213,6%	46,047,6%

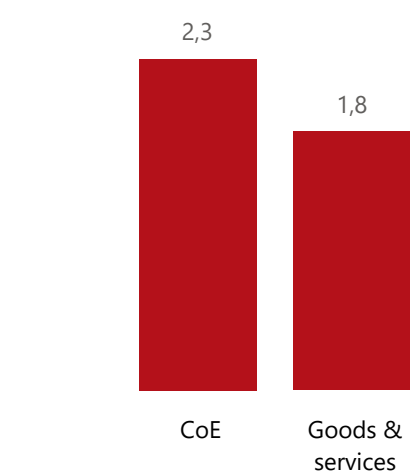
## Actual vs Forecast



## Composition of spending



## Top 5 Goods & services



## Capital assets

## Spending

Level 3	Approved	YTD	% YTD
⊕ CoE	9,8	2,3	56,1%
⊕ Goods & services	13,2	1,8	43,9%
Total	23,0	4,1	100,0%

## Top 10 Entities



national treasury  
Department:  
National Treasury  
REPUBLIC OF SOUTH AFRICA

- R billion
- R million
- R thousand

## Quarter

1

## Cluster

All

## Department

Sport, Arts and Culture

## Entity

Boxing South Africa